

Molteni & C

LESSLESS — JEAN NOUVEL 1994

1—
2



LessLess is a complete range of tables, rectangular and square, painted in different colors. An aluminum table the strength of which lies in a play on corners and folds. The external outline of the horizontal table top is very thin and stiffness and it is obtained by bending the aluminum sheet along inclined planes. Designed originally for the Fondation Cartier in Paris, the LessLess tables stand out for intrinsic elegance and light lines in every environment.

FEATURES

Range of aluminium tables. The four legs are L-shaped, with 45 mm (1 3/4") wings and 8 mm thick (3/8"). The availability of various sizes and colours offers different uses and possibilities.

DATASHEET

REGISTERED
DESIGN

VII.2016

FINISHES

STRUCTURE AND TOP FINISHES

chalk white - platinum - anthracite - black - ruby - dolomite grey - clay
silver grey (special colour) - LessLess red (special colour)

On request it is possible to have the table in the other matt colours of Molteni range.

TECHNICAL INFORMATION

LEGS

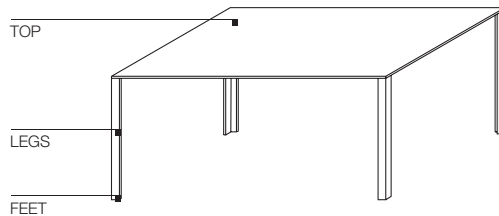
Corner element in extruded aluminium painted in the Molteni colours.

TABLE TOP

Reinforced box-section aluminium sheet with wedges of folded and ribbed sheet, joined together with epoxy glue. Painted in the Molteni colours.

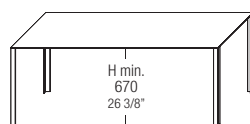
FEET

Nylon.

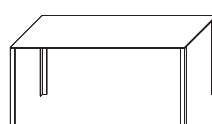


DIMENSIONS

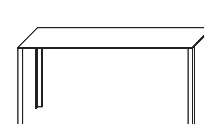
tables H 720
W 1900 D 900
H 28 3/8" W 74 3/4" D 35 3/8"




W 1600 D 800
W 63" D 31 1/2"




W 1600 D 500
W 63" D 19 3/4"



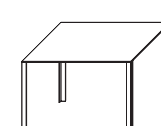
tables H 720
W 2300 D 1000
H 28 3/8" W 90 1/2" D 39 3/8"



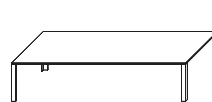
W 1400 D 1400
W 55 1/8" D 55 1/8"



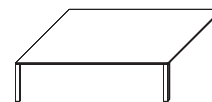
W 1000 D 1000
W 39 3/8" D 39 3/8"



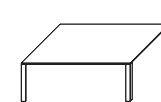
tables H 350
W 1600 D 800
H 13 3/4" W 63" D 31 1/2"



W 1400 D 1400
W 55 1/8" D 55 1/8"



W 1000 D 1000
W 39 3/8" D 39 3/8"



DATASHEET

REGISTERED
DESIGN

VII.2016

Molteni & C

FINISHES MOLTENI&C RANGE

IX.2017

	MATT LACQUER	GLOSSY LACQUER	COLOURED GLASS	ETCHED COLOURED GLASS	PLASTER LACQUERED CARTAPAGLIA LACQUERED <i>only Gliss Master</i>	STOPSOL GLASS TRANSPARENT STOPSOL GLASS
CHALK WHITE	•	•	•	•	•	
IVORY	•				•	
PEARL	•	•	•	•	•	
SILICA	•	•	•	•	•	
SAND	•	•	•	•	•	
PLATINUM	•	•	•	•	•	
DUNE	•	•	•	•	•	
CLAY	•	•	•	•	•	
DOLOMITE GREY	•	•	•	•	•	
RUST	•	•	•	•	•	
RUBY	•	•	•	•	•	
CARAMEL	•	•	•	•	•	
MOKA	•	•	•	•	•	
MUSTARD	•	•	•	•	•	
CADMIUM	•	•	•	•	•	
LIGHT BLUE GREY	•	•	•	•	•	
LEAD	•	•	•	•	•	
ANTHRACITE	•	•	•	•	•	
BLACK	•	•	•	•	•	
STOPSOL						•
LESSLESS RED	•					




only matt lacquer

Molteni & C



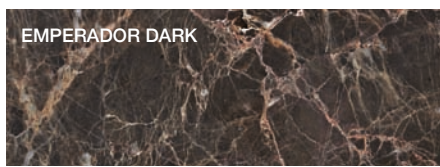

FINISHES MOLTENI&C RANGE

IX.2017




WOODS




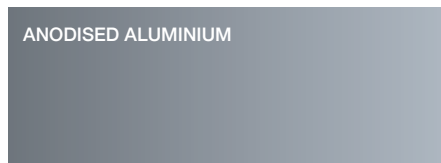
MARBLES



METAL PARTS



DWELL
DOOR FRAME, TRACK COVERING PROFILES



The finishes shown are indicative and refer to the entire production range. We recommend that you consult the "Colour Range" samples which shown the complete range of finishes, including those not shown here. Molteni&C reserves the right to modify the range without warning.

Molteni & C

FINISHES MOLTENI&C RANGE

IX.2017

MELAMINE FRONT GLISS MASTER

CARTAPAGLIA WHITE



CARTAPAGLIA ANTHRACITE



CARTAPAGLIA SILICA



GRAFFIATO SILICA



GRAFFIATO BRONZE



MELAMINE STRUCTURE GLISS MASTER

WHITE SHANTUNG



GREY SHANTUNG




MELAMINE STRUCTURE GLISS MASTER, MASTER DRESSING, GLISS WALK-IN

SILVER CEMBRAN



LARIX DARK



ECO SKIN GLISS MASTER, MASTER DRESSING

IVORY




HEMP



MINK



DARK BROWN



GREY



PLASTER GLISS MASTER FRONT

SILICA



MELAMINE STRUCTURE GLISS MASTER, MASTER DRESSING

RAFFIA



FINE GRAIN GLISS MASTER, MASTER DRESSING

FINE GRAIN

